

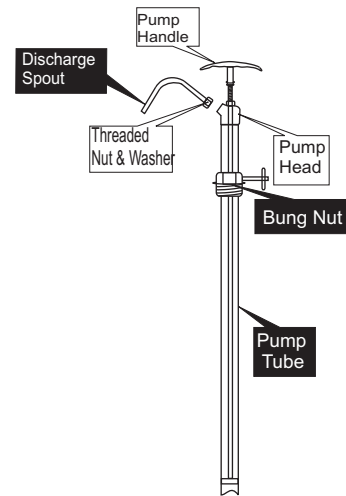
Piece Count:

1. Pump Tube Assembly
2. Bung Nut with 2" threads
3. Discharge Spout assembly (curved spout with nut & washer)

Features:

Durable Steel construction

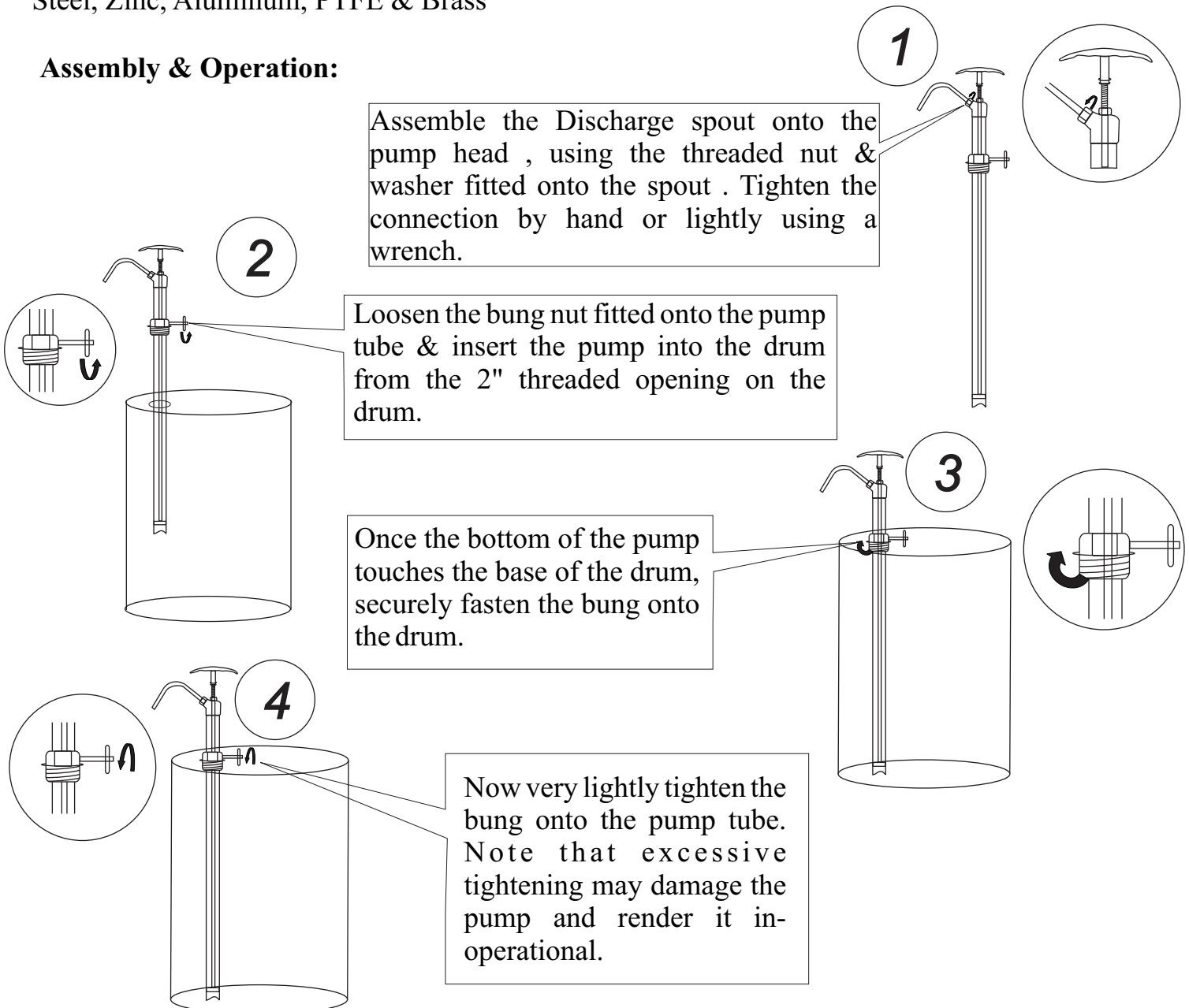
- Low Fatigue operation
- Fits 15 to 55 gallon (50 205 liter) drums
- Dispenses 750 ml (1-1/2 pints) per stroke
- Cast Head threaded for use with garden hose
- Can also be used with Antifreeze & most types of paint thinners

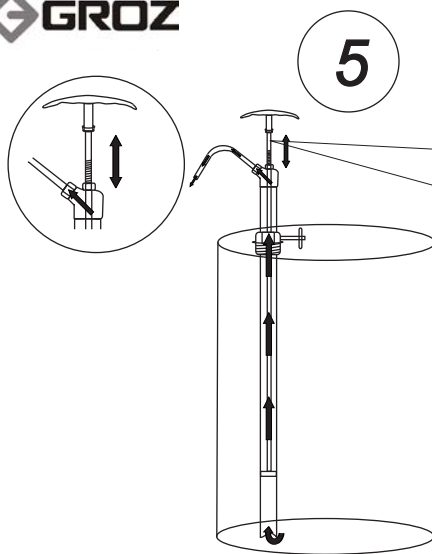


Wetted components:

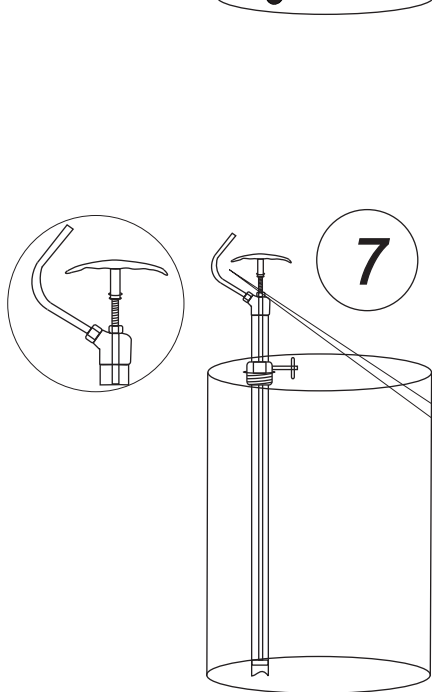
Steel, Zinc, Aluminum, PTFE & Brass

Assembly & Operation:



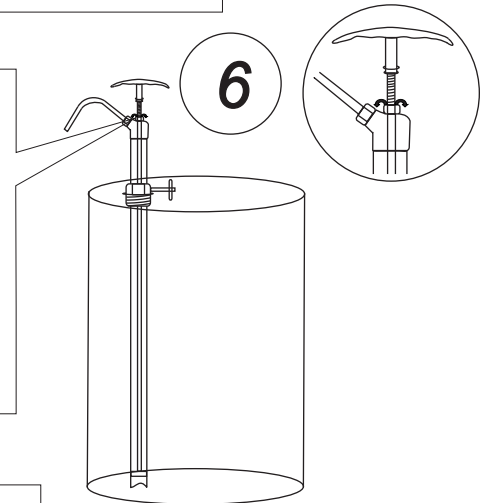


5 Take an empty container & place it below the discharge spout. Start operating the pump handle by moving it up by about 12" & then down. Within a maximum of 4 strokes, pump will be primed & will start dispensing media. Amount of fluid discharge per stroke can be controlled by the lift of the pump handle. The more is the lift, greater will be discharge per stroke. Never take the pump handle to its extreme top position, but operate within a convenient lift height.



6 There maybe some leakage of media from the plunger rod guiding nut. The nut is factory tightened for test media. Depending upon the viscosity of media used , the nut should be loosened or tightened to control any flow of media from this connection.

7 Once you have completed pumping the media, it is a good practice to invert the discharge spout upwards for a non-drip operation.



If the pump is re- used after an extended period of time, it may loose it's prime & need re-priming. Follow step 4 above

Recommended for use with:

Light Oils upto 40 weight

- Kerosene
- Diesel
- Antifreeze
- Hydraulic Fluid
- Most type of paint thinners & some non corrosive chemicals

Do Not Use with:

Highly corrosive media



- If the pump is re used after an extended period of time, it may loose it's prime & need re-priming. Follow step 4 above

Recommended for use with:

- Light Oils upto 40 weight**
- Kerosene**
- Diesel**
- Antifreeze**
- Hydraulic Fluid**
- Most type of paint thinners & some non corrosive chemicals**

Do Not Use with:

Highly corrosive media